


2 Wire System Description

The 2 WIRE SYSTEM is the best technology for those cases when TIME SAVING and EASY INSTALLATION are crucial. Thanks to the non polarized 2 wire system, it is in fact possible to install, with the same ease, all kinds of systems, from those for single villas to those for apartment complexes.

- Max. 32 Monitors in a system
- Max. 4 Door Stations
- Max. 6 CCTV cameras



System Application



VILLA

GROUPED COMPOUND

SMALL APARTMENT

System Advantage

Easy to Update Interface

Use simulator to edit and export Config data to SD card, insert SD card to the monitor to update UI data (depends on model).

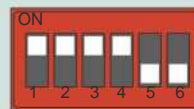
Advanced Data Managing

The data such as screen logo, user namelist, can be uploaded from PC to doorstation, and doorstation will send data to monitor automatically.



DIP Switchs Setting

Use DIP switches to set the monitor address, other settings will be finished easily on the screen.



Plug-In Connector

With the Plug-In connector, you can set up the system fast and funny!



2Easy Integrated Functions

INTERCOM

- Up to four monitors per apartment with inner call
- Point to point for users with namelist dialing
- Shared video recording memory to get high value in minimum cost

ACCESS CONTROL

- Keypad or RFID card access is available
- Most Door Stations support 2nd Lock directly
- Support timed unlock using inner powered or Dry-contact
- Additional relay actuator for heavy load locks

IP NETWORK

- IP network makes standalone 2-wire systems working together, for complex residential blocks
- Users can call Guard Station at any time

VIDEO SURVEILLANCE

- Analog cameras can be connect into system by means of DT-DCU
- 2-wire cameras (DT-CAM) can be connected to DT-SC6V directly
- Camera views can be recorded as well as Door stations

GSM/TELEPHONE GATEWAY

- Answer the call and open the door from remote telephone or mobile phone
- Gateway for analogue telephone line by means of DT-TPC or DT-TPS
- Work with the mobile GSM network by means of DT-GSM

INTRUSION ALARM INTERGRATED

Available by 2014.Q2

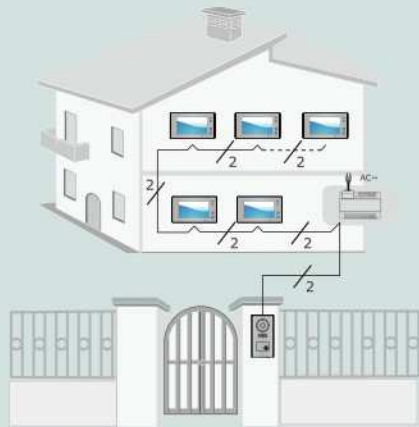
- Alarm system can be integrated in the video door phone service
- 4 wired zones and 16 wireless zones supported
- Siren or strobe light activation
- Alarm signal is transferred to Montior, GSM or Guard Station



Effective Solution to Security Needs
www.viewtech2wire.com

2 Wire System Application

Cable and Distance



Cable	A(m)	B(m) ≤ 2 IM	B(m) ≤ 16 IM
CAT5 Cable (Combined)	40	80	—
Pair Cable (Parallel) 2X0.75 mm ²	30	50	—
Twisted Cable 2X0.75 mm ²	60	100	40
Twisted Cable 2X1.0 mm ²	80	120	60

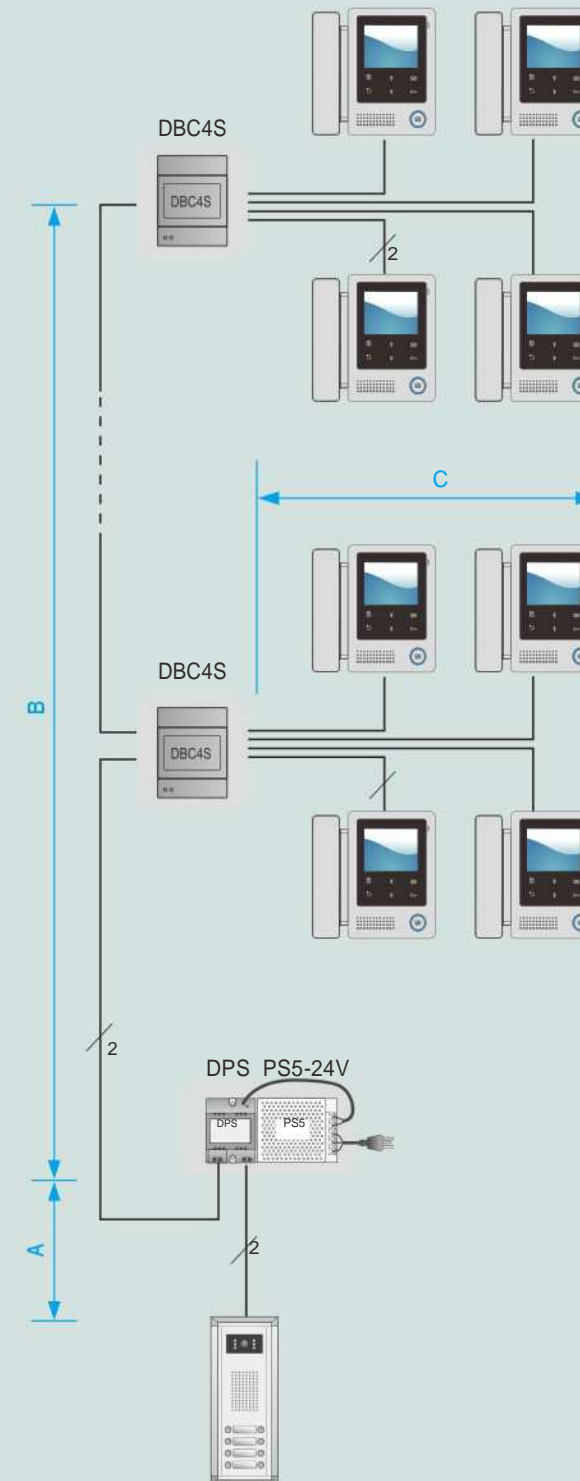
Extending Monitors(up to 16)



Extending Door/CCTV Cameras



Connection Diagram



Cable and Distance

The maximum distance of the wiring is limited in the DT system. Using different cables may also effect the maximum distance of the system can reach.

When Monitor Quantity < 20

Cable Usage	A	B	C
Twisted cable 2x0.75mm ²	60	60	30
Twisted cable 2x1 mm ²	80	80	40

When Monitor Quantity > 20

Cable Usage	A	B	C
Twisted cable 2x1 mm ²	70	30	20
Twisted cable 2x1.5 mm ²	70	50	30

Cables should be non-shielded! And the twisted cables are recommended, if non-twisted cable is used, the total distance will remain only to half.